



MIX
it up

HAVE IT YOUR WAY

HOW COLOURFUL IS YOUR LIFE?

The old kitchen cupboard has been refurbished, and the bedroom painted – now what? What is your next project? How about a colourful little cabinet for the corridor? Or pastel-coloured wooden pallets for the garden deck? Or an elegant grey timber cladding on the south side of the house? No matter what finish you want to give your life – Osmo has the right colours. The best part is you get to choose: soft, warm or bold. Our do-it-yourself mixtures make it all really easy to create new colours.

FIND INSPIRATION

Your creativity does not know any limits? Then our finishes are your perfect companion: with Osmo Wood Wax Finish and Country Colour, you bring out the best in wood surfaces in the home and garden. Simply mix the colour of your choice. Or find the right colour in our website. It does not matter what colour you end up choosing; with Osmo, you will always make the right choice – the wood finishes are easy to apply and achieve a natural looking surface.



HONEST FINISHES

What nature has invented we cannot make any better. This is why Osmo focuses on oil-and-wax-based finishes that work naturally. The oil penetrates deep into the wood protecting it from inside; the waxes form a microporous surface – allowing the wood to “breathe”. At the same we pay attention to the right balance between good application properties and safety for you and your family: only quality oils and waxes are used. Not to forget, our production in Münster guarantees quality: the high content of colour pigments offers hiding power from the very first coat.

MORE VARIETY

HAVE YOUR FILL OF COLOURS

It's up to you! At Osmo you can choose from 25 Wood Wax Finish colours for the interior as well as 19 Country Colours and 19 Natural Oil Woodstains for the exterior. You only have to settle for a style – depending on whether you prefer a softer look or a pull-out-all-stops colour experience. With our products, you achieve both subtle stains in soft tones as well as bold colours that highlight selected wood surfaces.

JUST THE RIGHT MIXTURE

How do you achieve the right colour tone? Really easy: on the following pages, pick the colours you like in our overview. Under each colour tone, you will find the base ingredients you need – Wood Wax Finish, Country Colour and Natural Oil Woodstain. If you like a colour, mix the wood finish exactly as it is described. Want it a bit darker or lighter? You can also make adjustments to our mixtures as needed.



INTERIOR
WOOD WAX FINISH



EXTERIOR
COUNTRY COLOUR
NATURAL OIL WOODSTAIN



YOUR CHOICE OF COLOURS

THE RIGHT MIX FOR EVERY STYLE

No matter what you've planned – Osmo definitely has the right mixture. For the interior, Wood Wax Finish is well-suited; for the exterior, Country Colour or Natural Oil Woodstain. It is important that you stick to one product and not mix, for intense, Wood Wax Finish with Country Colour or Natural Oil Woodstain. Within one product family, you can mix the colours as you please. Good results are achieved when one of these three techniques are used:



1. TONE IT DOWN

Bring a touch of Scandinavia in your home: Take a colour of your choice and mix it with a lighter colour, such as white. The result is a softer, pastel tone for a cosy, relaxing bedroom or a garden with flair.

2. REMIX IT

The colour you are looking for is not available as a finished product? No problem: maybe it is in our selection of mixtures. Just mix the colour tones as described in the instructions and apply it to the desired surface. Want to try something new? Great idea. First try out a small amount– order a finish sample to test.

3. STIR IT UP

Looking for a special effect for furniture or panelling made of wood? Then the two-tone technique is just the thing for you: apply one colour to a textured wood surface and once it is completely dried, apply a second colour. Pull a squeegee over the surface while it is still wet. On the raised areas, the first colour will reappear and the second will stay in the grooves of the wood. This really makes the wood grain stand out.



TONE IT DOWN

WOOD WAX FINISH, INTENSE COLOURS *SNOW 3188*



Colour Mix
3188/100g Snow
3105/10g Yellow



Colour Mix
3188/100g Snow
3125/5g Blue



Colour Mix
3188/100g Snow
3104/10g Red



Colour Mix
3188/100g Snow
3131/5g Green

WOOD WAX FINISH, TRANSPARENT *WHITE 3111*



Colour Mix
3111/100g White
3138/10g Mahogany



Colour Mix
3111/30g White
3138/10g Mahogany



Colour Mix
3111/10g White
3138/10g Mahogany

COUNTRY COLOUR *WHITE 2101*



Colour Mix
2101/30g White
2203/10g Light Ochre



Colour Mix
2101/10g White
2506/10g Royal Blue



Colour Mix
2101/100g White
2703/10g Charcoal



Colour Mix
2101/100g White
2311/10g Signal Red

NATURAL OIL WOODSTAIN *WHITE 900*



Colour Mix
900/30g White
729/10g Fir Green



Colour Mix
900/10g White
903/10g Basalt Grey

GIVE YOUR EYES A REST

On your favourite furniture piece, on the cladding or in the garden: when you tone down colours, they bring a sense of peace and tranquillity into your home. With these mixtures, softer colours are created – just as you wanted. Get inspired – coat an old rocking chair, for example, in a relaxing blue. Or spruce up your garden deck with a touch of pastel pink and grey.





How about an unusual colour for your bedroom?



Be daring: celebrate colour.



With the right colour, a plain wooden table becomes a showpiece.

REMIX IT

WOOD WAX FINISH, INTENSE COLOURS



Colour Mix
3188/2g Snow
3131/62g Green
3105/37g Yellow



Colour Mix
3188/87g Snow
3169/3g Black
3131/5g Green
3105/5g Yellow



Colour Mix
3104/70g Red
3105/35g Yellow

WOOD WAX FINISH, TRANSPARENT



Colour Mix
3101/10g Clear
3123/10g Pine



Colour Mix
3101/10g Clear
3137/10g Cherry



Colour Mix
3101/10g Clear
3138/10g Mahogany



Colour Mix
3101/10g Clear
3164/10g Oak

COUNTRY COLOUR



Colour Mix
2501/20g
Labrador Blue
2204/10g Ivory



Colour Mix
2205/10g
Sunflower Yellow
2204/10g Ivory



Colour Mix
2311/10g Signal Red
2203/10g Light Ochre

NATURAL OIL WOODSTAIN



Colour Mix
710/10g Stone pinie
731/10g Oregon Pine



Colour Mix
710/10g Stone pinie
712/10g Ebony



Colour Mix
710/10g Stone pinie
703/10g Mahogany

AS UNIQUE AS YOU ARE

Looking for something special? Want a colour of your very own? With Osmo finishes, you can mix to heart's desires. We have tried and tested a few mixtures for you; perhaps just the right colour is there for you. Feel free to try any colours you like. When testing, it is best to start with a small amount. Finish samples can be ordered from your local Osmo dealer. So what are you waiting for? Get started.





Bring colour into play – leave your own personal mark.



Colour brings life into every room.















Set the tone for a cosy corner in the garden.

STIR IT UP

WOOD WAX FINISH, INTENSE COLOURS



	+		=	
Colour 3105 Yellow		Colour 3125 Blue		Colour Results
	+		=	
Colour 3105 Yellow		Colour 3104 Red		Colour Results
	+		=	
Colour 3172 Silk		Colour 3125 Blue		Colour Results
	+		=	
Colour 3104 Red		Colour 3131 Green		Colour Results



DESIGN WOOD WITH THE GRAIN

Here's a special effect for you to try: combine two colours on a textured surface. The more texture the wood has, the livelier the surface will be. This two-tone technique brings a dramatic change to furniture, doors or panelling and adds bold accents. If you love the unusual, then give it a try.





Add a splash of colour to an old wooden tray and it looks new again.

HERE'S HOW

1. Apply Osmo Wood Wax Finish in your first colour.
2. After drying for at least 24 hours, apply your second colour.
3. Before the second coat dries, pull a squeegee over the surface. The first colour reappears on the raised parts and the second colour stays in the grooves.



MIX TO ORDER

WE MIX THE COLOUR OF YOUR CHOICE

If you prefer to leave the mixing to the experts, we would be more than happy to do it for you. Wood Wax Finish* or Country Colour in the colour of your choice mixed to order at our factory in Münster – available from your local Osmo dealer at a minimum order amount of 2.5 litres per colour.

HERE'S HOW

- > Wood Wax Finish, Country Colour and Natural Oil Woodstain can be mixed to order according to RAL or NCS – from 2.5 litres per colour.
- > We scan master samples to find the right colour.
- > Only available from Osmo dealers



*Wood Wax Finish in custom colours upon request.

MIX AND TRY

Unsure which colour you should take? With our practical finish samples, you can test whether you like it or not. You can order up to five finish samples for free. Each sample covers an area of 20 x 30 centimetres. Available from your local Osmo dealer.



ACCESSORIES

JUST WHAT YOU NEED

Wood Wax Finish, Country Colour and Natural Oil Wood-stain can be found at your local dealer. Besides that you still need a suitable brush, roller and perhaps a telescopic handle – all depending on the area you want to coat. With our accessories, you achieve breathtakingly beautiful surfaces. They have been developed especially for our finishes and create perfect results.


You don't know what you need? Helpful advice and information can be found at our specialist dealers. Find one near you at www.osmo.de.




OVERVIEW

ORIGINAL COLOUR TONES FROM OSMO

WOOD WAX FINISH, INTENSE COLOURS



WOOD WAX FINISH, TRANSPARENT COLOURS



COUNTRY COLOUR

				
2101 White	2203 Light Ochre	2204 Ivory	2205 Sunflower Yellow	2308 Nordic Red
				
2310 Cedar/Redwood	2311 Signal Red	2404 Fir Green	2501 Labrador Blue	2506 Royal Blue
				
2507 Dove Blue	2606 Medium Brown	2607 Dark Brown	2703 Charcoal	2704 Dusk Grey
				
2708 Pebble Grey	2716 Anthracite Grey	2735 Light Grey	2742 Traffic Grey	

NATURAL OIL WOODSTAIN

				
700 Pine	701 Clear matt	702 Larch	703 Mahogany	706 Oak
				
707 Walnut	708 Teak	710 Stone Pine	712 Ebony	727 Rosewood
				
728 Red Cedar	729 Fir Green	731 Oregon Pine	732 Light Oak	900 White
				
903 Basalt Grey	905 Patina	906 Pearl Grey	907 Quartz Grey	

OUR PRODUCTS

> TIMBER CLADDING

Cladding profiles
Shingles
Framing wood

> FLOORING

Solid wood flooring
Creativ-Flooring

> WOOD FINISHES

For the interior and exterior
Wood protection and care

> INTERIOR WOOD

Solid wood profiles
Framing wood
Planed timber

> EDGE-GLUED PANELS

Solid wood panels
Work surfaces
Furniture doors

> MOULDINGS

Skirting boards
Functional mouldings
Decorative mouldings

> DECKING

Wood and BPC
Decking tiles

> SCREENS

Wood and BPC
Fences

Osmo Holz und Color GmbH & Co. KG

Affhüppen Esch 12
D-48231 Warendorf

PO Box 110161
D-48203 Warendorf

Telephone +49 (0)2581/922-100
Telefax +49 (0)2581/922-200

www.osmo.de/en
info@osmo.de

Your local Osmo dealer:

