



osmo®

**NEW:
ONE-COAT
SYSTEM**

2K WOOD OIL
FOR WOODEN
FLOORING, STAIRS
AND FURNITURE

OSMO 2K WOOD OIL

is the first one-coat, solvent-free, matt 2-component oil based on natural oils for interior wood surfaces from Osmo. With just one coat, it forms a micro-porous and breathable surface that is resistant to wine, beer, cola, coffee, water, etc. as per DIN EN 12720 (formerly 68861-1C). The dried coating is safe for humans, animals and plants (resistant to

saliva and perspiration as per DIN 53160, suitable for children's toys as per EN 71.3). Thanks to the innovative binding agent technology, the certified low-emission surface is fully accessible after just one day - this means considerable time savings for you and your customers!

YOUR BENEFITS AT A GLANCE:

> HEALTHY SURFACES

With just one application, the unique properties of wood surfaces are preserved for a long time. Thanks to the breathable surface protection, the wood can continue to absorb and release moisture, and in turn, this has a positive effect on the room climate and wellbeing.

> WORK EFFICIENCY

With one coat applied with a Double Blade Scraper, Professional Scraper or Microfibre Roller and subsequently buffed with a pad machine or HandXcenter, a beautiful, long-lasting and durable surface is created. This saves time in application and makes it possible to complete the job in just one day. More time for other projects!

> FLEXIBLE IN USE

2K Wood Oil can be used on almost all wood species, including oily and resinous wood species. Small damages and scratches can be easily repaired over time and without any noticeable transitions.

> SUITABLE FOR COMMERCIAL INTERIORS

Thanks to the short drying time as well as the healthy and low-maintenance surface, Osmo 2K Wood Oil is ideal for the use in nursery schools, schools, canteens and other public interiors.

> SIMPLE APPLICATION

Osmo 2K Wood Oil consists of 2 components, which are mixed well together directly before application - the product is then ready for immediate use.

> HIGH COVERAGE

One litre covers approx. 40-50 m² with one coat.

> RELIABLE APPLICATION

As specialists in wood and coatings, Osmo enjoys more than 100 years of experience in handling the valuable raw material wood. Thanks to our high quality awareness, we keep every step of development and production in our own hands. This is how we ensure maximum product quality and reliable results!

> LIMITLESS CREATIVITY


All 2K Wood Oil colours can be mixed with each other - this offers you an almost unlimited design freedom to fulfil customer wishes, and on the other hand, it also saves valuable storage space!

> RESISTANCE

One-coat build-ups and high resistance do not contradict each other. With Osmo 2K Wood Oil, high quality surfaces with an astonishing wear resistance are achieved. Let your customers benefit from Osmo surfaces too.



6100 Clear Matt



6111 White Transparent



6112 Silver Grey Transparent



6114 Graphite Transparent



6118 Light Grey Transparent



6116 Cherry Transparent



6119 Natural Matt



6190 Black Transparent



6164 Tobacco Transparent



6143 Cognac Transparent



6141 Havanna Transparent



Available in 0.375 l and 1.0 l cans




Product video

2K WOOD OIL – UNCOMPROMISING COLOUR COMPETENCE


With its standard range of 10 colours and 1 clear variant, 2K Wood Oil offers a lot of design freedom. However, would your customer like to have something special or a colour that integrates harmoniously into their existing interior? All colours can be mixed

with each other and even directly on site. With 2K Wood Oil, no limits are set on your creativity.


2K Wood Oil – a real all-rounder!




6112 + 6143, 1:1




6112 + 6190, 1:1




6114 + 6118, 1:3



6114 + 6118, 1:1



6114 + 6141, 1:1



6114 + 6143, 1:1




6114 + 6164, 1:1




6116 + 6141, 1:1




6118 + 6164, 1:1




6116 + 6164, 1:1




6118 + 6116, 1:2




6118 + 6141, 1:1




6118 + 6143, 1:1




6119 + 6141, 2:1



6119 + 6141, 3:1



6119 + 6143, 3:1



6141 + 6164, 1:1




6143 + 6164, 1:1



6100 + 6111, 1:1



6100 + 6116, 1:1



6100 + 6118, 1:1




6100 + 6141, 1:1



6100 + 6143, 1:1




6100 + 6164, 1:1




6100 + 6190, 1:1




6111 + 6112, 1:1



6111 + 6114, 1:1




6111 + 6116, 1:1




6111 + 6118, 1:1




6111 + 6141, 1:1



6111 + 6143, 1:1




6111 + 6164, 1:1




6111 + 6190, 1:1



6112 + 6114, 1:1



6118 + 6112, 1:2



6112 + 6119, 1:3



RECOMMENDED USE

Osmo 2K Wood Oil is suitable for all parquet and wooden flooring (solid wood, plank, strip, stairs, etc.) acc. German DIN 18356 as well as furniture surfaces. Especially suitable for oily and resinous hardwoods and commercial interiors, which require the use of a solvent-free product.

SURFACE PREPARATION

Osmo 2K Wood Oil is not ready to use. Shortly before the application, add the hardener (mixing ratio 100:12 vol.-%) and mix both components thoroughly. Do not thin. Pot time is approx. 3-4 hours. Wood surface must be clean, dry and frost-free (moisture content max. 20%). Clean old microporous stains thoroughly. Old paints, varnishes and lacquers must be completely removed. Always wear a dust mask while sanding. Fill small cracks, larger joints or holes in wood (Osmo Wood Filler or Osmo Wood Putty 7350). Sand wood surfaces carefully. Begin with coarse sandpaper – final sanding work for flooring P 120-150, for furniture P 220-240. Before oiling the surface, remove sanding dust with a broom or vacuum cleaner.

METHODS OF APPLICATION

Apply 2K Wood Oil thinly with Osmo Double Blade Scraper or in a comfortable standing position with Osmo Professional Scraper. On chamfered flooring, apply 2K Wood Oil in sections thinly with Osmo Microfibre Roller, without filling the joints. Wait approx. 20-40 minutes for the oil to penetrate the wood. Afterwards buff oil into wood and even out the surface with a single disc machine and a white or beige pad (or ideally on furniture with Osmo HandXcenter and a white pad). Leave the surface to dry.

Note: If the single disc machine leaves streaks due to too much product, we recommend turning over the pad or replacing it. To prevent a possible pressure build-up in the container, allow oil and hardener mixtures to completely react before closing (approx. 12-16 h).



osm
...in for

A NETWORK OF STRONG PARTNERS

We count on a worldwide network of strong trade partners who guarantee excellent product consultation. Osmo complements these activities with project-oriented expert service and hands-on product training.

- > PROJECT-ORIENTED EXPERT SERVICE
The experts from Osmo work hand-in-hand with you on the implementation of specialized projects.

- > ON-TARGET PRODUCT CONSULTATION
Which product for which application? At the building site, questions always come up. Call us and we will assist you with competence and commitment.

- > AVAILABLE WORLDWIDE
Thanks to our numerous partners, our products are available around the world.

OUR PRODUCTS

> CLADDING

Cladding profiles
Coloured cladding
Accessories

> FLOORING

Solid wood flooring
Concept-Flooring
Creativ-Flooring

> COATING SYSTEMS

For the interior and exterior
Wood protection and care

> INTERIOR WOOD

Solid wood profiles
Framing wood
Laths

> EDGE-GLUED PANELS

Solid wood panels
Work surfaces
Furniture doors

> MOULDINGS

Skirting boards
Mouldings for walls and ceilings
Decorative mouldings

> DECKING

Wood
Ceramic
BPC

> SCREENS

Wood
Sound protection
Aluminium/BPC

Osmo Holz und Color GmbH & Co. KG

Affhüppen Esch 12
D-48231 Warendorf

Postfach 110161
D-48203 Warendorf

Telefon +49 (0)2581/922-100
Telefax +49 (0)2581/922-200

www.osmo.com
info@osmo.de

Your local Osmo dealer:

